

Automated Nanoscale Protein Analysis

Minimal sample size. Maximum throughput.

2 μ l sample size

Optimized for lab automation systems

SBS compliant formats

Ultrasensitive detection

Nanolnk has developed a revolutionary new nanoarray platform that can simultaneously analyze multiple protein biomarkers from as little as 2 μ l of sample with high-throughput precision and speed. Based on patented Dip Pen Nanolithography[®] (DPN[®]) technology, this platform enables detection, identification, and quantitation of clinically relevant, low abundance proteins from a wide variety of sample types for applications such as biomarker analysis, translational medicine, and toxicology.

Automated Nanolnk assays include all protocols, arrays, reagents, and SBS compliant consumables needed to conduct nanoarray studies on commercially available lab automation systems. Arrayed slides are compatible with all standard 96 and 384-well sample microplates, enabling customers to automate nanoscale proteomic analysis in their own labs or outsource these projects to Nanolnk's expert contract services team.



Figure 1: Nanolnk assays require just 2 μ l of sample

More Data With Less Sample

Multiplexed Nanolnk assays consume much smaller sample and reagent volumes than do traditional ELISA and bead-based assays, generating more data with less starting material and lowering assay costs for tests that are typically expensive to run.

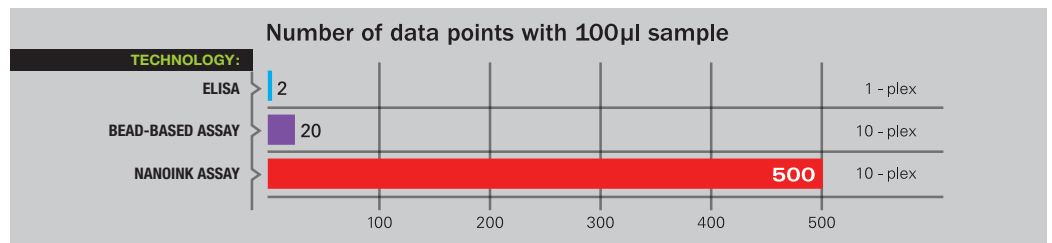



Figure 2: Comparison of multiplexed proteomic assay platforms

The ability to generate high-throughput proteomic data from very small sample volumes is especially critical when working with rare and hard-to-collect samples like rodent serum, spinal fluid, tissue extracts, saliva, sweat, tears, and dried blood spots. It is often necessary to pool samples from many animals or from time course studies on a single animal in order to generate the sample volumes required for an ELISA or bead-based assay. Nanolnk assays eliminate the need for multiple sampling and enable life science researchers to successfully analyze more samples, faster.

*Think big.
Work nanoscale.*



Ultraminiaturized *and* Ultrasensitive

The nanoarray advantages of small sample size and high throughput do not come at the cost of sensitivity. Nanolnk's miniaturized and multiplexed assays achieve sensitivities as low as femtograms/ml with 2µl of sample, comparable to or better than the sensitivities of ELISA and bead-based assays that consume 50µl of sample.

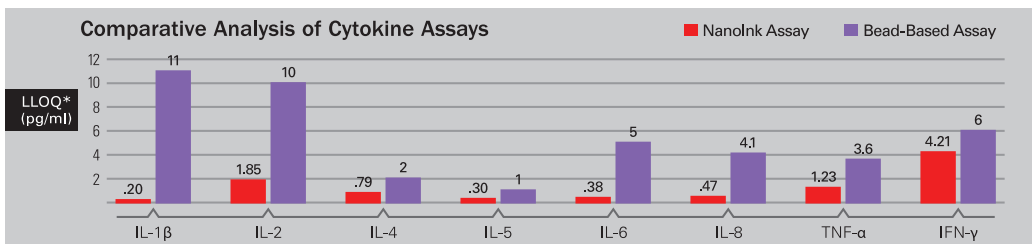


Figure 3: Nanolnk assays demonstrate superior sensitivity

Comprehensive Line of Proteomic Services & Products

Nanolnk helps its customers address major proteomic challenges with a full spectrum of contract services, instrument systems, and assay kits for nanoscale protein analysis.

Our contract research program includes a wide range of custom protein assay services, each with the benefits of high-throughput, small sample size requirements and ultrasensitivity:

- Complete custom assay development and analysis
- Protein profiling
- Custom array printing

Experience nanoscale now.

Find out more at www.nanoink.net/nanobio or 847-679-3432.



Figure 4: Completely configured Nanolnk assay



Figure 5: NanoArrayer 3000